



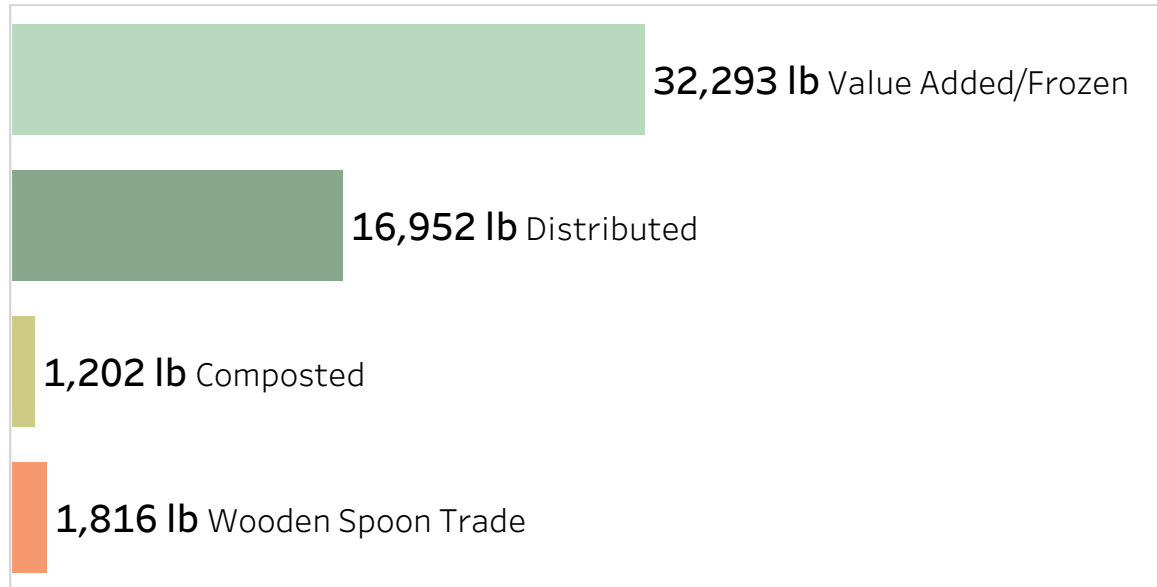
# Year in Review | 2024

Scan to learn more!

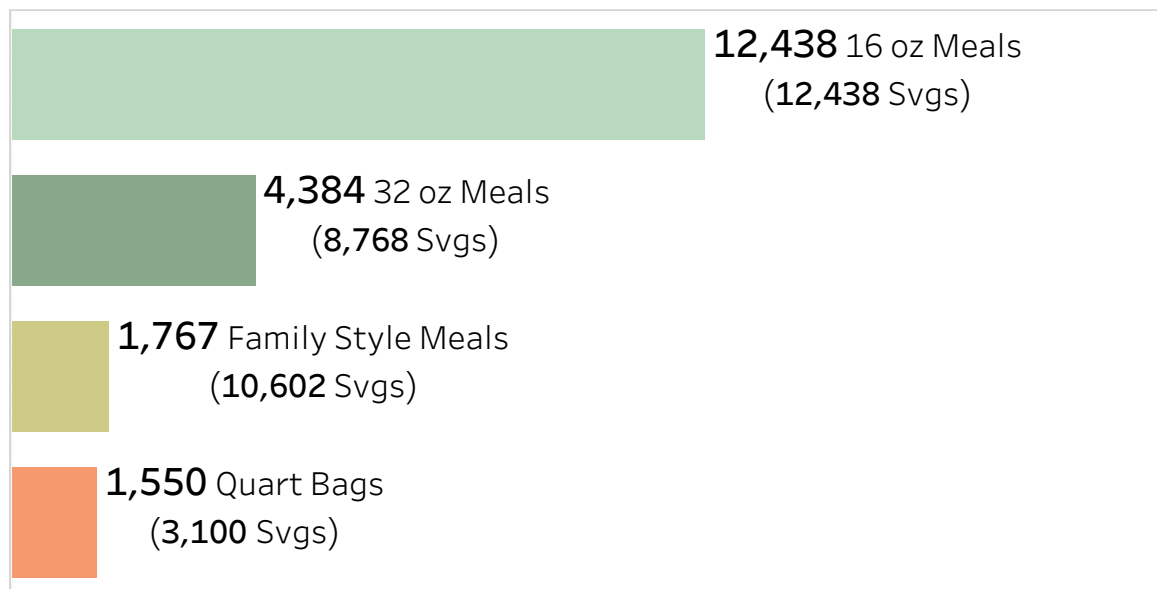


## FOOD RECOVERY

We recovered a total of **52,263 lb** (over **26 tons**) of food



We produced **20,139** ready-made meals, for a total of **34,908** servings



## VOLUNTEERS

**1,671 Hours**

by Community Volunteers

**1,398 Reimbursed Hours**

by Wooden Spoon Staff

## ENVIRONMENTAL SAVINGS

Through Food Recovery and Composting



Greenhouse Gas Equivalencies CALCULATOR

**167.8** metric tons of greenhouse gases

Equivalent to:

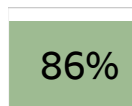
\* **39.1** passenger vehicles driven for 1 year

\* **22.5** US homes using energy for 1 year

<https://www.epa.gov/energy/greenhouse-gas-equivalencies-calculator>

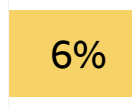
## NUTRITION RANKING OF RECOVERED FOOD

Based on Healthy Eating Research Nutrition Guidelines for the Charitable Food System



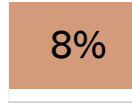
**GREEN** \*Choose Often\*

Low Saturated Fat, Sodium and Added Sugar



**YELLOW** \*Choose Sometimes\*

Medium Saturated Fat, Sodium or Added Sugar



**RED** \*Choose Rarely\*

High Saturated Fat, Sodium or Added Sugar

[https://healthyeatingresearch.org/wordpress/wp-content/uploads/2020/03/Nutrition-Guideline-Expert-Panel\\_one-pager2.pdf](https://healthyeatingresearch.org/wordpress/wp-content/uploads/2020/03/Nutrition-Guideline-Expert-Panel_one-pager2.pdf)